

Lombardo.
EVERYDAY LIGHT



LINFA





Lombardo.
EVERYDAY LIGHT

LINFA

Installazione

Installation
Installation

Terra.

Ground.
Sol.

Materiali

Materials
Materiels

Stelo in vetroresina, cilindro in alluminio anodizzato (All Black) o in ottone satinato, diffusore in PMMA.

Fibreglass rod, anodised aluminium (All Black) or satin brass cylinder, PMMA diffuser.

Tige en fibre de verre, cylindre en aluminium anodisé (All Black) ou en laiton satiné, diffuseur en PMMA.

Alimentazione

Power supply
Alimentation

350mA (driver escluso), 24V (driver escluso).

350mA (driver not included), 24V (driver not included).

350mA (alimentation pas inclus), 24V (alimentation pas inclus).

Cavo

Cable
Câble

3m PVC 2×0,25mm.

3m PVC 2×0,25mm.

3m PVC 2×0,25mm.



LINFA 80



LINFA 120



LINFA O 80




LINFA O 120

COLOURS




All Black
All Black
All Black



Nero - Ottone
Black - Brass
Noir - Laiton



Marrone - Ottone
Brown - Brass
Brun - Laiton



Verde - Ottone
Green - Brass
Vert - Laiton

Linfa 80



IP 66 IK 06 1J xx3 CE UK CA		LED			COL.	CODE *
W	LM	REAL LM				
1,5	140	68	◇ ⊗ 350mA - 3V		LL14900A□	
					LL14900B□	
					LL14900M□	
					LL14900V□	
1,5	140	68	◇ ⊗ 24 V		LT14900A□	
					LT14900B□	
					LT14900M□	
					LT14900V□	

* Complete the CODE □ LED COLOUR N | 4000 K 3 | 3000K, lm -5% 2 | 2700K, lm -5%

Linfa 120



IP 66 IK 06 1J xx3 CE UK CA		LED			COL.	CODE *
W	LM	REAL LM				
1,5	140	68	◇ ⊗ 350mA - 3V		LL14901A□	
					LL14901B□	
					LL14901M□	
					LL14901V□	
1,5	140	68	◇ ⊗ 24 V		LT14901A□	
					LT14901B□	
					LT14901M□	
					LT14901V□	

* Complete the CODE □ LED COLOUR N | 4000 K 3 | 3000K, lm -5% 2 | 2700K, lm -5%

Linfa O 80

NEW

IP 66 IK 06 1J xx3 CE UK CA	LED			COL.	CODE *	
	W	LM	REAL LM			
1,5	140	85		LL14910A□		
				LL14910B□		
				LL14910M□		
				LL14910V□		
1,5	140	85		LT14910A□		
				LT14910B□		
				LT14910M□		
				LT14910V□		

* Complete the CODE

□ LED COLOUR N | 4000 K 3 | 3000K, lm -5% 2 | 2700K, lm -5%

Linfa O 120

NEW

IP 66 IK 06 1J xx3 CE UK CA	LED			COL.	CODE *	
	W	LM	REAL LM			
1,5	140	85		LL14911A□		
				LL14911B□		
				LL14911M□		
				LL14911V□		
1,5	140	85		LT14911A□		
				LT14911B□		
				LT14911M□		
				LT14911V□		

* Complete the CODE

□ LED COLOUR N | 4000 K 3 | 3000K, lm -5% 2 | 2700K, lm -5%

Linfa O 120



Linfa 120



Linfa 80



Base in acciaio per Linfa

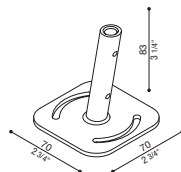
Base in acciaio per l'installazione a superficie di un Linfa.

Steel base for Linfa
Steel base for surface installation of Linfa (one piece).

Base en acier pour Linfa
Base en acier pour l'installation en surface d'un Linfa.

COL. CODE

LB1490001

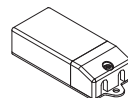


Alimentatore in corrente costante Linfa

Ballast in constant current Linfa.

Alimentation en courant constant
Linfa.

N° MAX	IP	CODE
1/3	20	LB1070008
1/7	20	LB1070009
1/16	20	LB1070011
4/6	20	LB1070012
3/15	67	LB1070013
2/15 Dali	20	LB1070064

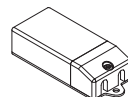


Alimentatore 24V in tensione costante Linfa

24V constant voltage driver Linfa.

Alimentation à tension constante
de 24V Linfa.

N° MAX	IP	CODE
1/15	20	LB1070029
1/25	20	LB1070030
1/20	67	LB1070031
1/35	67	LB1070032





HOW TO

1. Montaggio a terra.

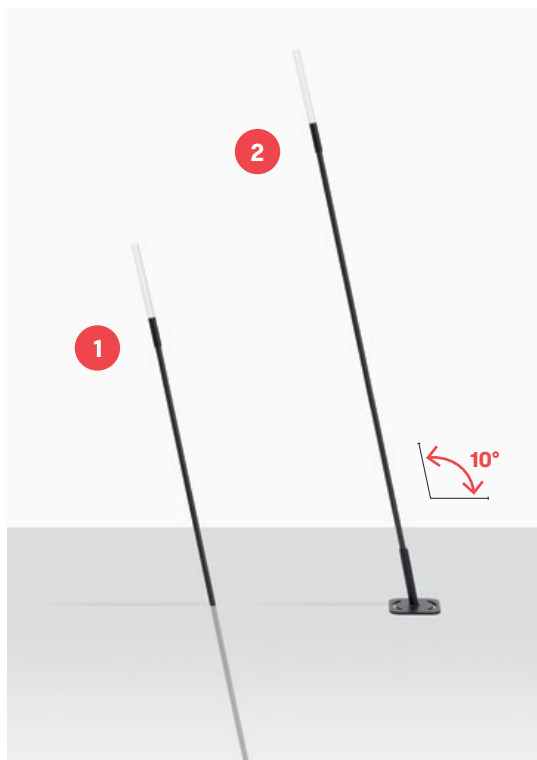
Ground installation.

Installation à la terre.

2. Montaggio con base in acciaio inclinata 10°.

Installation with steel base inclined by 10°.

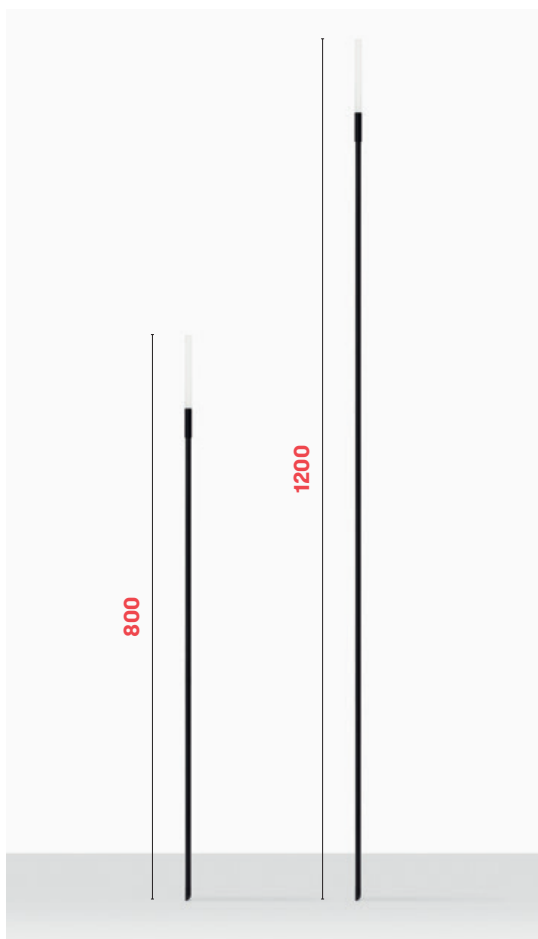
Installation avec la base en acier inclinée de 10°.



Altezza massima 1200 mm.

Maximum height 1200 mm.

Hauteur maximum 1200 mm.





Lombardo.

EVERYDAY LIGHT

Via Pizzigoni 3
Villongo (BG) • 24060 • Italy
T +39 035 939 411
info@lombardo.it

lombardo.it