

LINE



LUCE A 360°

360° ALL-AROUND LIGHT
LA LUMIÈRE À 360°

LOMBARDO




made in Italy

NEW VERSION

LINE

Il diffusore satinato di LINE diventa il naturale prolungamento del paletto che lo sostiene. Nella massima pulizia estetica, LINE fa "diventare luce" il supporto stesso e assolve il compito di arredare e illuminare con un fascio forte, indirizzato secondo necessità potendo scegliere tra il modello standard a luce diretta e le versioni Line Down e Line 220 con luce orientata verso il basso.

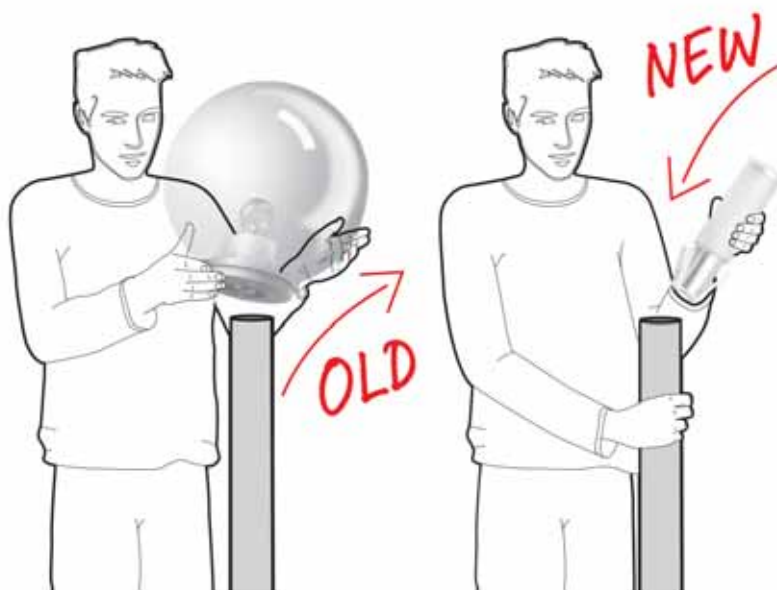
The LINE diffuser, satin appearance, becomes a natural extension of the supporting post. Maximizing the clean lines, LINE makes the post itself "become the light" and performs the task of furnishing and illuminating with a strong beam, directed as required by being able to choose between the standard direct lighting model and the Line Down and Line 220 versions with downlights.

Le diffuseur satiné du LINE apparaît comme le prolongement naturel du poteau qui le soutient. Avec son design épuré, LINE transforme son support en lumière et accomplit la mission de meubler et éclairer par un faisceau fort, dirigé à votre convenance vers le modèle standard en lumière directe, et les versions Line Down et Line 220 avec lumière orientée vers le bas.

Rinnova il tuo giardino! Sostituisci il tuo vecchio prodotto E27, con i modelli LINE versione Led.

Renew your garden! Replace your old product E27, with the new version of LINE LED.

Modernisez votre jardin! Remplacez votre ancien produit E27, avec la nouvelle version de LINE Led.



Idoneo per installazioni su pali standard Ø60.
Suitable for installation on standard Ø60 mm posts.
Convient à une installation sur poteaux standard de Ø60.



Installazione rapida senza utensili.
Quick installation without tools.
Installation rapide sans outils.



Scelta del design preferito.
Choose the design you wish.
Choisir le design préféré.



Versione CUT-OFF.
CUT-OFF version.
Version CUT-OFF.



Adattabile a diverse altezze.
Adaptable for different heights.
Adaptable pour différentes hauteurs.

Line

Adatto anche ad uso esterno.
Driver 220 - 240V integrato e Led di ultima generazione con potenze fino a 11W.
LINE, LINE DOWN e LINE 220 corpo e coperchio in alluminio primario pressofuso.
Elevata resistenza all'ossidazione grazie al trattamento di passivazione a base di zirconio e alla verniciatura con resine poliestere stabilizzata ai raggi UV.
LINE 330 base e tappo in Policarbonato nero, ottenuto da stampaggio ad iniezione. Diffusore in Policarbonato ottico ad alto spessore con finitura PoliGLASS, tramite stampaggio ad iniezione proprio e successive rifiniture manuali. Guarnizioni in silicone per il mantenimento del grado IP66. Bulloneria in acciaio inox A4. Predisposto per installazione rapida in pali Ø60 standard, tramite molle in acciaio inox ad espansione. Predisposizione per vite di sicurezza.

LED 4000K (N), 3000K (3) o 2700K (2).
Alimentazione diretta 220-240V.
Nessun rischio fotobiologico, RG0 gruppo di rischio esente (EN62471).

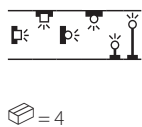
Suitable for indoor and outdoor use.
Integrated driver 220 - 240V and the latest generation of Led with ratings of up to 11W.
LINE, LINE DOWN e LINE 220 body and cover made of die-cast aluminium primary alloy; highly resistant to oxidization thanks to the zirconium-based passivation treatment and UV stabilized polyester resin coating.
LINE 330 upper black polycarbonate cap, injection moulded in-house.
Diffuser made of very thick optical polycarbonate, poliGLASS finish, injection moulded and subsequent manual finishing.
Silicone gaskets IP66.
A4 stainless steel nuts and bolts. Provision for safety screws.
Suitable for quick installation in standard posts Ø60 by means of stainless steel springs.
LED 4000K (N), 3000K (3) or 2700K (2). LED. Integral ballast 220-240V.
No risk of photobiological damage, RG0 group (EN62471).

Egalement adapté à l'usage à l'extérieur.
Alimentation intégrée 220 - 240V et Led de dernière génération avec puissances jusqu'à 11W.
LINE, LINE DOWN e LINE 220 corps et couverture en aluminium primaire injecté; haute résistance à l'oxydation grâce au traitement de passivation à base de zirconium et laquage poudre à base de résines polyesters, fixées au rayon UV.
LINE 330 bouchon supérieur en Polycarbonate noir, s'obtient du moulage à injection propre suivi de finitions manuelles.
Diffuseur réalisé en polycarbonate, d'une épaisseur optique élevée, effect PoliGLASS, par moulage par injection et finitions manuelles successives. Joints en silicone pour maintenir degré IP66. Visserie en acier inox type A4. Prévu pour vis de sécurité. Predisposé pour l'installation rapide sur poteaux standards Ø60 à l'aide de ressorts à lames en inox.
LED 4000K (N), 3000K (3) ou 2700K (2) (blanche chaud). Alimentation intégrée 220-240. Pas de risque photobiologique, RG0 groupe (EN62471).

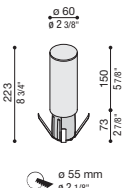


Line

IP 66 ◆ IK 08 5J xx7 CE



☐ = 4



LED
700 lm 6,5W
real output lm 604

A+ A++ A+++



Specif.

CL.I E

Col.

poliGLASS

led colour

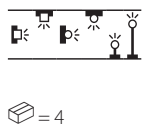
N = (4000K)
3 = (3000K, lm -5%)
2 = (2700K, lm -5%)

Versione a luce diretta
Direct light version
Eclairage direct

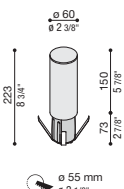


Line Down

IP 66 ◆ IK 08 5J xx7 CE

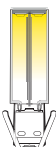


☐ = 4



LED
620 lm 6W
real output lm 431

A+ A++ A+++



Specif.

CL.I E

Col.

poliGLASS

led colour

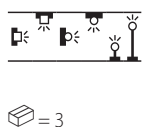
N = (4000K)
3 = (3000K, lm -5%)
2 = (2700K, lm -5%)

Versione a luce indiretta
In-direct light version
Eclairage indirect

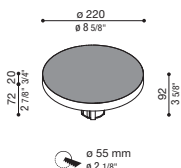


Line 220

IP 66 ◆ IK 08 5J xx7 CE



☐ = 3



LED
1350 lm - 11W
real output lm 910

A+ A++ A+++



Specif.

CL.I E

Col.

poliGLASS

led colour

N = (4000K)
3 = (3000K, lm -5%)
2 = (2700K, lm -5%)

Luce indiretta
In-direct light
Eclairage indirect



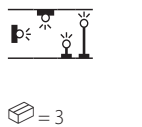
Line 220 Zero

IP 66 ◆ IK 08 5J xx7 CE

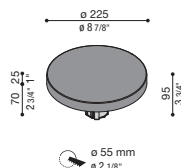
Apparecchio cut-off conforme alle più restrittive norme regionali contro l'inquinamento luminoso.

CUT-OFF version anti-light pollution.

Version CUT-OFF anti pollution lumineuse.

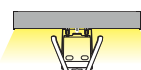


☐ = 3



LED
1350 lm - 11W
real output lm 632

A+ A++ A+++



Specif.

CL.I E

Col.

poliGLASS

led colour

N = (4000K)
3 = (3000K, lm -5%)
2 = (2700K, lm -5%)

Luce indiretta
In-direct light
Eclairage indirect

LOMBARDO



Line

design: Lombardo design department



Line 330

LED

Specif.

Col.

poliGLASS

NEW

IP 66 ◆ IK 10 20J xx9 CE

LED
3000 lm - 25W
real output lm 2144

CL. II E



LL113200□
LL113201□
LL113202□
LL113203□

A+ A+ A+

led colour

N = (4000K)
3 = (3000K, lm -5%)
2 = (2700K, lm -5%)

Tappo superiore in Policarbonato nero, ottenuto da stampaggio ad iniezione. Diffusore in Policarbonato tripla stabilizzazione ai raggi UV, ad alto spessore con finitura poliGLASS, ottenuto da stampaggio. Versione con sorgente luminosa direzionata verso il basso. Installazione su palo tramite viti autofilettanti. Fornito con 1 m di cavo di alimentazione H05RN-F pre-cablato.

Upper black polycarbonate cap, injection moulded in-house with subsequent manual finishing.

Very thick polycarbonate diffuser, injection moulded in-house with subsequent manual finishing with triple UV stabilization and polyGLASS finish.

Version with lighting source directed downwards.

Installed on post by means of self tapping screw.

Provided with 1m of prewired power cable H05RN-F.

Bouchon supérieur en Polycarbonate noir, obtenu du moulage à injection propre suivi de finitions manuelles.

Diffuseur en Polycarbonate triple stabilisation aux rayons UV, très épais avec finition poliGLASS, obtenu du moulage à injection propre suivi de finitions manuelles.

Version avec source lumineuse dirigée vers le bas. Installation sur poteau avec vis autoperceuses.

Fourni avec 1m de câble d'alimentation H05RN-F pré-cablé.

Fourni avec 1m de câble d'alimentation H05RN-F pré-cablé.

Fourni avec 1m de câble d'alimentation H05RN-F pré-cablé.

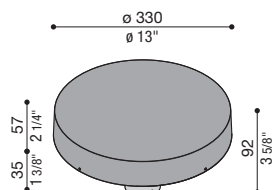
Fourni avec 1m de câble d'alimentation H05RN-F pré-cablé.

Fourni avec 1m de câble d'alimentation H05RN-F pré-cablé.

Fourni avec 1m de câble d'alimentation H05RN-F pré-cablé.

Fourni avec 1m de câble d'alimentation H05RN-F pré-cablé.

Fourni avec 1m de câble d'alimentation H05RN-F pré-cablé.



☐ = 3

Disponibile versione corridor function. Funzione a risparmio energetico che permette di configurare un profilo di illuminazione su due livelli. Il prodotto funziona costantemente ad un'intensità luminosa ridotta, raggiungendo la massima efficienza al passaggio, tramite un sensore di prossimità.

Available version corridor function. Energy saving function that allows 2 different levels of lighting configuration. The product constantly works at a reduced intensity and thanks to a presence detector luminous intensity is automatically increased at passage.

Disponibile versione corridor function. Fonction d'économie d'énergie qui vous permet de configurer un profil d'éclairage sur deux niveaux. Le produit fonctionne constamment à une intensité lumineuse réduite, atteignant une efficacité maximale au passage, grâce à un détecteur de proximité.





Line 330

Line

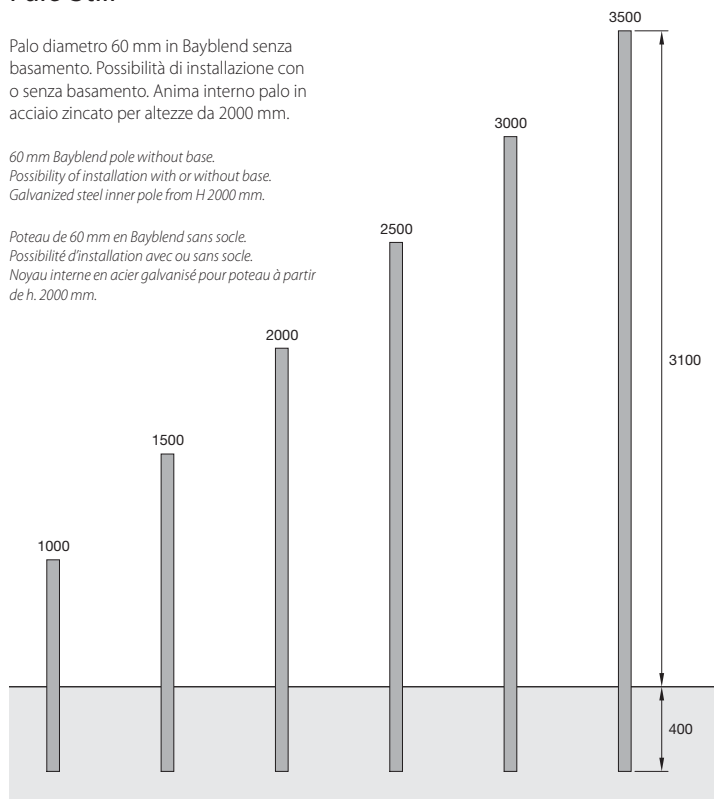
Accessori - Accessories - Accessoires

Palo Still

Palo diametro 60 mm in Bayblend senza basamento. Possibilità di installazione con o senza basamento. Anima interno palo in acciaio zincato per altezze da 2000 mm.

60 mm Bayblend pole without base.
Possibility of installation with or without base.
Galvanized steel inner pole from H 2000 mm.

Poteau de 60 mm en Bayblend sans socle.
Possibilité d'installation avec ou sans socle.
Noyau interne en acier galvanisé pour poteau à partir de h. 2000 mm.



Colori disponibili

Available colours - Couleurs disponibles

Grigio High Tech
Grey High Tech
Gris High Tech

Grigio antracite
Grey anthracite
Gris anthracite

Nero
Black - Noir

Corten

Still H 160 mm

Still H 160 mm

Still H 160 mm

Col.	Cod.
●	LB11033
■	LB1103G
■	LB1103E
▲	LB1103K

Still H 500 mm

Still H 500 mm

Still H 500 mm

Col.	Cod.
●	LB11112
■	LB1111G
■	LB1111E
▲	LB1111K

Still H 1000 mm

Still H 1000 mm

Still H 1000 mm

Col.	Cod.
●	LB1100012
■	LB110001G
■	LB110001E
▲	LB110001K

Still H 1500 mm

Still H 1500 mm

Still H 1500 mm

Col.	Cod.
●	LB1100022
■	LB110002G
■	LB110002E
▲	LB110002K

Still H 2000 mm

Still H 2000 mm

Still H 2000 mm

Col.	Cod.
●	LB1100032
■	LB110003G
■	LB110003E
▲	LB110003K

Still H 2500 mm

Still H 2500 mm

Still H 2500 mm

Col.	Cod.
●	LB1100042
■	LB110004G
■	LB110004E
▲	LB110004K

Still H 3000 mm

Still H 3000 mm

Still H 3000 mm

Col.	Cod.
●	LB1100052

Still H 3500 mm

Still H 3500 mm

Still H 3500 mm

Col.	Cod.
●	LB1100062

☐ = 1



Braccetto Line/Line Down



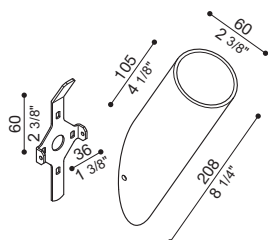
Braccetto diametro 60 mm in Bayblend. Completo di kit di fissaggio a parete. Inclinazione 30°.

Bracket Line/Line Down

Bracket 60 mm. in diameter made of Bayblend. Complete with wall fixing kit. 30° angle.

Bras Line/Line Down

Bras diamètre 60 mm en Bayblend. Kit de fixation murale compris. Inclinaison de 30°.



Col.	Cod.
●	LB1130007
■	LB1130008
■	LB1130009
▲	LB1130010

☐ = 1

Basamento Palo Still Ø170 mm



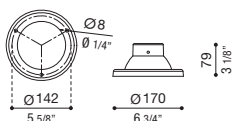
Basamento in nylon-fibra di vetro per palo diametro 60 mm.

Base Ø170 mm for post

Base in fibreglass-nylon for post diameter 60 mm.

Socle Ø170 mm pour poteau Post

Socles en fibre de verre - nylon pour poteau diam.60 mm



Col.	Cod.
●	LB11812
■	LB1181G
■	LB1181E
▲	LB1181K

☐ = 7

Cover Line



Cover decorativa in Policarbonato, disponibile in diverse colorazioni ed effetti, ricavato da stampaggio ad iniezione. Finitura effetto materico Corten, ottenuta tramite verniciatura. Applicazione della cover senza utensili tramite speciale striscia adesiva.

Cover Line

Polycarbonate decorative cover, injection moulded, available in various colours and designs. Corten painted finish. Application of the cover without tools, by means of a special adhesive strip.

Cover Line

Cover décoratif réalisé en polycarbonate et disponible en différents teintes et effets, fabriqué par moulage à injection. Finition effet matière Corten obtenue par vernissage. Application de la cover sans outil à l'aide de bande adhésive spéciale.



Col.	Cod.
●	LB1130001
■	LB1130002
■	LB1130003
▲	LB1130004

☐ = 1

Cover Line 220 Zero



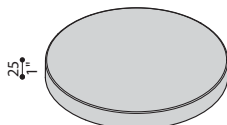
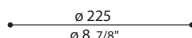
Accessorio CUT-OFF in alluminio; elevata resistenza all'ossidazione grazie al trattamento di passivazione a base di zirconio e alla verniciatura con resine poliesteri stabilizzata ai raggi UV. Obbligatoria l'installazione sul modello LINE 220, non compreso.

Cover Line 220 Zero

Aluminium accessory for CUT-OFF version, highly resistant to oxidation thanks to the zirconium based passivation treatment and the UV stabilized polyester resin coating. Model LINE 220 must be mounted (article to be ordered separately).

Cover Line 220 Zero

Accessoire en aluminium pour la version CUT-OFF, haute résistance à l'oxydation grâce au traitement de passivation à base de zirconium et laquage poudre à base de résines polyester, fixées aux rayons UV. L'installation du modèle LINE 220, no compris, est obligatoire.



Col.	Cod.
■	LB1130011
■	LB1130012
■	LB1130013
▲	LB1130014

☐ = 1

Piastra base a scomparsa – Palo Still

Soluzione alternativa al tradizionale interrimento o al basamento Palo Still mediante staffa di fissaggio a scomparsa. Consiste nell'inserire il Palo Still sulla staffa preforata da 3mm, realizzata in ferro zincato a caldo per immersione. Accessorio non idoneo per pali post superiori a h. 1200.

Retractable plate base

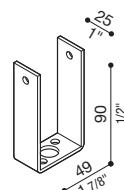
Alternative solution to the usual burial or to the post base using a retractable fixing bracket.

The post is inserted in the 3mm pre-drilled bracket made of hot-dip zinc-coated metal. Accessory not suitable for posts higher than 1200mm.

Plaque de base rétractable


Solution alternative à l'enfouissement traditionnel ou mise en place moyennant un étrier de fixation rétractable du pieu post.


Insérer le pieu post sur l'étrier pré-percé de 3 mm, réalisé en fer galvanisé à chaud par immersion. Accessoire ne convenant pas à des pieux post de plus de 1200mm de haut.




Cod.
LB1130006

☐ = 1





Scegliendo diverse altezze del palo,
l'area illuminata da Line220 cambia diametro
*By varying the height of the post, the diameter
of the area lit by Line 220 can be changed.*
*En choisissant des hauteurs différentes du poteau,
la zone éclairée par Line220 change de diamètre.*



h 1500 mm - Ø 8 m

h 500 mm - Ø 4 m

h 160 mm - Ø 2 m

Kit Line Post

Kit - Kit - Kit

Kit-01 Line Post H500

Specif.	Col.	poliGLASS
LED	●	LL113002□
CL.I €	■	LL113003□
	■	LL113004□
	▲	LL113005□

IP 66 IK 08 5J xx7 CE

Line + Palo Still H500 + LB1130006 + Cover Line
Line + Pole Still H500 + LB1130006 + Cover Line
Line + Poteau Still H500 + LB1130006 + Cover Line

LED 700 lm 6,5W
real output lm 604

A+ A+ A+

led colour
N = (4000K)
3 = (3000K, lm -5%)
2 = (2700K, lm -5%)

⊞ = 1

Kit-02 Line Post H1500

Specif.	Col.	poliGLASS
LED	●	LL113006□
CL.I €	■	LL113007□
	■	LL113008□
	▲	LL113009□

IP 66 IK 08 5J xx7 CE

Line + Palo Still H1500 + LB1130006 + Cover Line
Line + Pole Still H1500 + LB1130006 + Cover Line
Line + Poteau Still H1500 + LB1130006 + Cover Line

LED 700 lm 6,5W
real output lm 604

A+ A+ A+

led colour
N = (4000K)
3 = (3000K, lm -5%)
2 = (2700K, lm -5%)

⊞ = 1

Kit-03 Line Down Post H500

Specif.	Col.	poliGLASS
LED	●	LL113010□
CL.I €	■	LL113011□
	■	LL113012□
	▲	LL113013□

IP 66 IK 08 5J xx7 CE

Line Down + Palo Still H500 + LB1130006 + Cover Line
Line Down + Pole Still H500 + LB1130006 + Cover Line
Line Down + Poteau Still H500 + LB1130006 + Cover Line

LED 620 lm 6W
real output lm 431

A+ A+ A+

led colour
N = (4000K)
3 = (3000K, lm -5%)
2 = (2700K, lm -5%)

⊞ = 1

Kit-04 Line Down Post H1500

Specif.	Col.	poliGLASS
LED	●	LL113014□
CL.I €	■	LL113015□
	■	LL113016□
	▲	LL113017□

IP 66 IK 08 5J xx7 CE

Line Down + Palo Still H1500 + LB1130006 + Cover Line
Line Down + Pole Still H1500 + LB1130006 + Cover Line
Line Down + Poteau Still H1500 + LB1130006 + Cover Line

LED 620 lm 6W
real output lm 431

A+ A+ A+

led colour
N = (4000K)
3 = (3000K, lm -5%)
2 = (2700K, lm -5%)

⊞ = 1

Kit-05 Line 220 Post H500

Specif.	Col.	poliGLASS
LED	●	LL113104□
CL.I €	■	LL113105□
	■	LL113106□
	▲	LL113107□

IP 66 IK 08 5J xx7 CE

Line 220 + Palo Still H500 + LB1130006
Line 220 + Pole Still H500 + LB1130006
Line 220 + Poteau Still H500 + LB1130006

LED 1350 lm - 11W
real output lm 910

A+ A+ A+

led colour
N = (4000K)
3 = (3000K, lm -5%)
2 = (2700K, lm -5%)

⊞ = 1

Kit-06 Line 220 Post H1500

Specif.	Col.	poliGLASS
LED	■	LL113108□
CL.I €	■	LL113109□
	■	LL113110□
	▲	LL113111□

IP 66 IK 08 5J xx7 CE

Line 220 + Palo Still H1500 + LB1130006
Line 220 + Pole Still H1500 + LB1130006
Line 220 + Poteau Still H1500 + LB1130006

LED 1350 lm - 11W
real output lm 910

A+ A+ A+

led colour
N = (4000K)
3 = (3000K, lm -5%)
2 = (2700K, lm -5%)

⊞ = 1


Line 220



Line 220



Line Down + Braccetto



Line 220

Line



Line



Line Down



Variando l'altezza del paletto e l'orientamento del fascio luminoso,
LINE risolve ogni esigenza di illuminazione in giardino.

*By varying the height of the post and the direction of the light beam, LINE offers a real lighting design solution for the garden.
Par l'orientation du faisceau lumineux et la variation de la hauteur du poteau, LINE répond à toutes les exigences de l'éclairage de votre jardin.*

LINE

LOMBARDO




made in Italy

Lombardo S.r.l.

Via Pizzigoni, 3 - 24060 Villongo (Bergamo) Italia

Tel. +39 035 939411 Fax +39 035 939496

www.lombardo.it info@lombardo.it

